

Ceramic Core Baseboard Heater CB Series



Model Code:

2	CB	240	03	BW	-HAL
A	B	C	D	E	F

A: Length
B: Series
C: 12 - 120V 24 - 240V 20 - 208V
D: Watts (350 to 1500)
E: Color (BW) Bright White (A) Almond
F: -HAL (High Altitude Limit)

- High mass ceramic heating-core
- Natural convection heat
- Low density heat
- Quiet running
- Fluid-free design
- Standard color: bright white (optional almond color available)
- Available in three voltages 120V / 208V / 240V
- Available high altitude limit option
- 5 year limited warranty



The CB Ceramic Core Baseboard Heater

King's premium ceramic baseboard has over 60 years of proven reliability and performance. The high mass ceramic element design far exceeds the performance of a standard baseboard with thermal storage from the ceramic core and more efficient heat transfer from oversized aluminum fins. The result is more gentle heating with fewer on/off cycles as the ceramic core slowly heats up and then continues to dissipate heat during the off cycle. Lower surface temperatures and reduced watt density making the heater much safer. A better alternative to water or oil-filled baseboard heaters that can leak due to high pressure created when heating the fluid in a self-contained vessel.



Ordering Information * Add suffix (-A) for optional Almond finish Note: Over 8500 ft Altitude 210 degree high limits will need to be used.

	MODEL	VOLTS	WATTS	AMPS	LENGTH	SHIP WEIGHT lbs
120V	2CB1203	120	350	2.9	27"	7
	3CB1205	120	500	4.2	3 ft.	8
	4CB1207	120	750	6.3	4 ft.	10.5
	5CB1210	120	1000	8.3	5 ft.	13
	6CB1212	120	1250	10.4	6 ft.	16
	208V	2CB2003	208	350	1.7	27"
3CB2005		208	500	2.4	3 ft.	8
4CB2007		208	750	3.6	4 ft.	10.5
5CB2010		208	1000	4.8	5 ft.	13
6CB2012		208	1250	6.0	6 ft.	16
8CB2015		208	1500	7.2	8 ft.	20.5
240V	2CB2403	240	350	1.5	27"	7
	3CB2405	240	500	2.1	3 ft.	8
	4CB2407	240	750	3.1	4 ft.	10.5
	5CB2410	240	1000	4.2	5 ft.	13
	6CB2412	240	1250	5.2	6 ft.	16
	8CB2415	240	1500	6.3	8 ft.	20.5

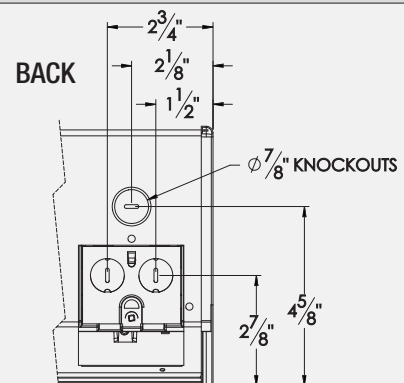
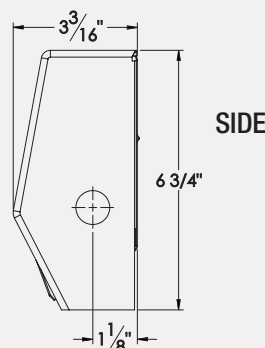
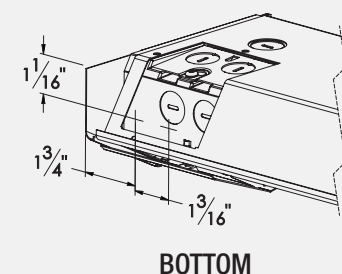
*Refer to accessories page for options

Factory Installed Options

ADD SUFFIX	DESCRIPTION	SHIP WEIGHT lbs
BW	Bright White Color	0
A	Almond Color	0
-HAL	High Altitude Limit	N/A
-BK	Optional Backwire Junction Box	N/A

Dimensional Data

See Pg 36 for Standard Backwire Junction Box



Engineering Specifications

Contractor shall supply and install CB ceramic baseboard heaters, manufactured by King Electrical Mfg. Company. Heaters shall be of the wattage and voltage as indicated on the plans.

Typical Application: The rugged construction makes this a very durable heater suitable as a primary heat source for everyday use.

Element: The superior performance comes from the proven technology of the ceramic heater core. A 7/8" diameter aluminum tube is filled with a special high density ceramic that stores the thermal energy. The oversized fins (4.875 in²) are made from durable (0.015" thick) high grade aluminum which produces better heat transfer than other elements. The benefit of the technology comes when the thermostat is turned off and the element continues to radiate heat. It also reduces temperature swings by heating and cooling more evenly.

Safety: The large heating element and low watt density produce low surface temperatures making it very safe.

Thermal Cutout: A continuous capillary sensor extends the full length of the baseboard, turning the element off when an over temperature

condition occurs. Automatically resets when the normal temperature returns. Optional manual reset available.

Construction: Expansion noise is eliminated by welding the junction boxes and element hangers to the baseboard case. 22 gauge steel adds strength across the entire length of the baseboard.

Quick Wiring: Identical junction boxes with knockouts in the rear, side and bottom allow the baseboard to be wired from either end. One screw makes quick access to the wiring compartment.

Exterior: Durable baked enamel finish. Colors include standard bright white with almond as an option. Custom colors are available upon request. Commercial Construction: Optional 18 gauge front cover for commercial use.

Options: Single Pole or Double Pole unit-mount thermostat 45°-80°F.

Quiet: The low temperature element heats cleanly and quietly.

Warranty: 5 year product warranty.

Approvals: cULus (E29778)

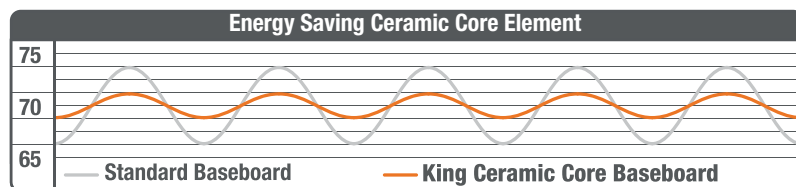


Over 60 years of Proven Performance

CB Baseboards Can Save Money on Your Heating Bills!


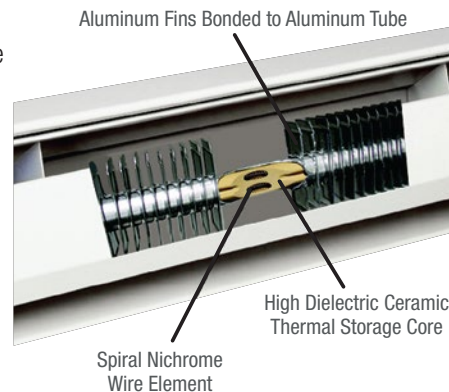
Ceramic Core Element (Liquid-Free Design)

The CB baseboard produces quiet convection heat with fewer on/off cycles as the ceramic core slowly heats up and then continues to dissipate heat during the off cycle which dramatically reduces the temperature swings associated with standard electric baseboards. Every one degree decrease in the thermostat setting results in approximately a 3% decrease in energy savings. The CB baseboard enables you to feel comfortable at a lower thermostat setting which can result in a 3% to 5% saving on your energy bills.



*Reduces temperature swings

When combined with an electronic thermostat the saving can be over 10% as the temperature swing will be decreased even more. The optimum results of up to 25% savings can be achieved with the CB heater and a programmable thermostat that will turn the temperature down automatically at bedtime and while you are away. (Refer to King's broad selection of electronic line voltage thermostats)



Ceramic Core Element Diagram

